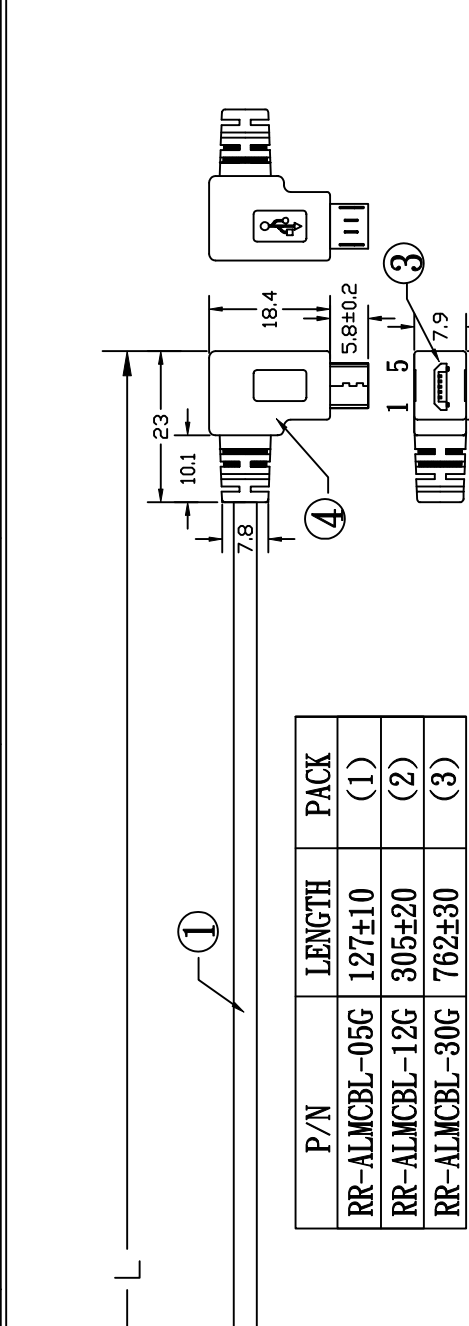
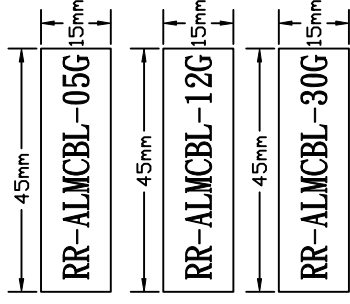


CHANGE VERSION	REMARKS	C	11/10/07	CHANGE CABLE, REMOVE STICKER
A	10/02/05	D		
B	11/10/07	E		



P/N	LENGTH	PACK
RR-ALMCBL-05G	127±10	(1)
RR-ALMCBL-12G	305±20	(2)
RR-ALMCBL-30G	762±30	(3)



PIN OUT : MICRO USB

USB AM MICRO USB

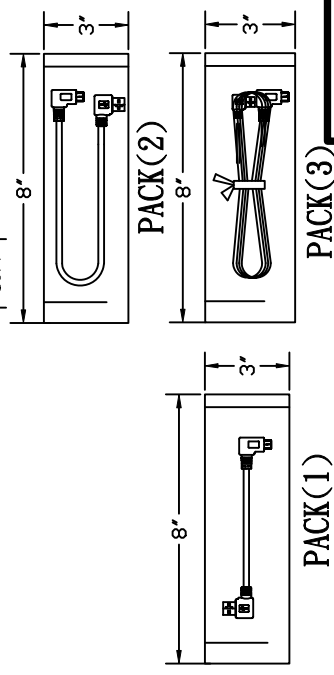
1 _____ 1 RD

2 _____ 2 WH

3 _____ 3 GN

4 _____ 5 BK

S _____ S BRAID



ROHS

MATERIAL LIST :

NO.	P/NAME	DESCRIPTION	Q' TY
1	WIRE	UL2725 28AWG(7/0.12 TC)*1P+24AWG(7/0.20 TC)*1P+AL+1(TC)+ B(16*4/0.10 TC) OD:5.0±0.15 BLACK (B792) 2.0 (COPARTNER)	1
2	PLUG	USB"A" TYPE MALE GOLD PLATED SHORT TYPE	1
3	PLUG	MICRO USB"B"TYPE 5P MALE GOLD PLATED SHORT TYPE	1
4	PVC	45P BLACK (B792)PVC	12g
5	PACKAGE	1PCE/PE BAG:06*3" *8" + P/N STICKER	1

MOLD TOOL NO.			
"A" TYPE	A110-557-001		
MICRO USB 90°	A110-590-001		
SCALE	UNIT	REV	
	MM		C
FILE NAME	CUSTOMER		
DATE	OW1002004		
	CUSTOMER P/N		
13/01/25			
www.USBFireWire.com			
DRAWN BY MARCOS			
CHECKED BY			
CONFIRMED BY			
CHECKED BY			
APPROVED BY			