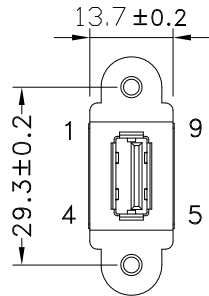
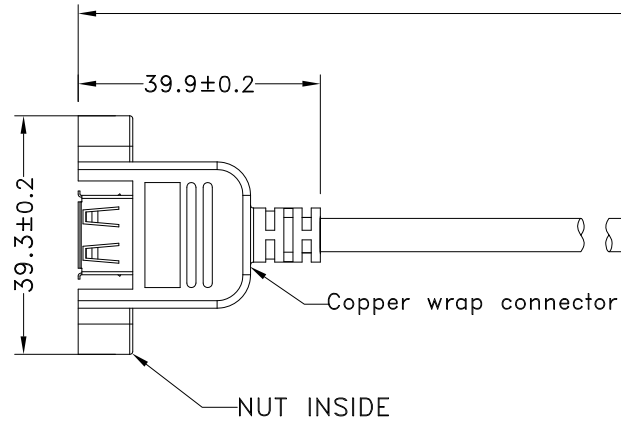


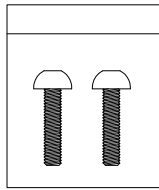
REV	ECN#	DESCRIPTION OF REVISION	DRAW BY DATE	CHECK BY DATE	APPROVE BY DATE
A0		Mass Production	Lucas 09/29/14	Ray 09/29/14	Ray 09/29/14



FRONT VIEW

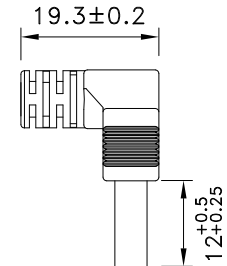
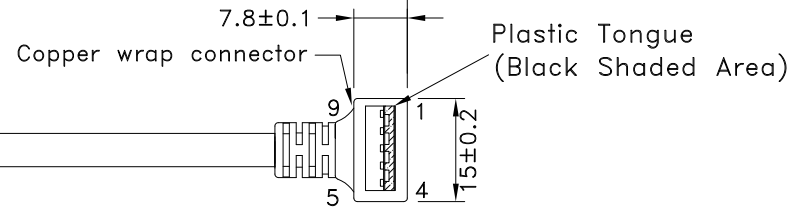


USB A 3.0 FEMALE
MOLDED BLACK

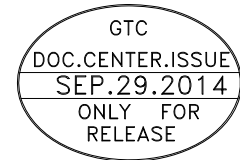


PIN OUT

USB A F		USB A M
1	RED	1
2	WHITE	2
3	GREEN	3
4	BLACK	4
5	BLUE	5
6	YELLOW	6
7	DRAIN	7
8	PURPLE	8
9	ORANGE	9
	SHEEL	SHEEL



USB3.0 A MALE
RIGHT ANGLE UP
MOLDED BLACK



P/N	LENGTH
RR-AUAFPM-06GR	153 ⁺²⁰ ₀
RR-AUAFPM-12GR	305 ⁺²⁰ ₀
RR-AUAFPM-24GR	610 ⁺³⁰ ₀

TITLE						DRAWING NUMBER				REV.	
USB3.0 AM UP ANGLE TO A FEMALE						RR-AUAFPM-XXGR				A0	
THIRD ANGLE PROJECTION	SIZE	SCALE	DRAW / DATE	CHECK / DATE	APPROVE / DATE	TOLERANCES		UNIT	SHEET		
	B	1:1	Lucas 09/29/14	Ray 09/29/14	Ray 09/29/14	XX ± 0.5	X.XXX ± 0.05	mm	1/3		
						X.XX ± 0.2	ANGLES ± 1°				

www.USBFireWire.com

NOTICE OF PROPRIETARY PROPERTY:
THE INFORMATION CONTAINED HEREIN IS THE PROPRIETARY PROPERTY OF GT Contact CO.,LTD THE POSSESSOR AGREES TO THE FOLLOWING:
(i) TO MAINTAIN THIS DOCUMENT IN CONFIDENCE
(ii) NOT TO REPRODUCE OR COPY IT
(iii) NOT TO REVEAL OR PUBLISH IT IN WHOLE OR PART
(iv) ALL RIGHTS RESERVED