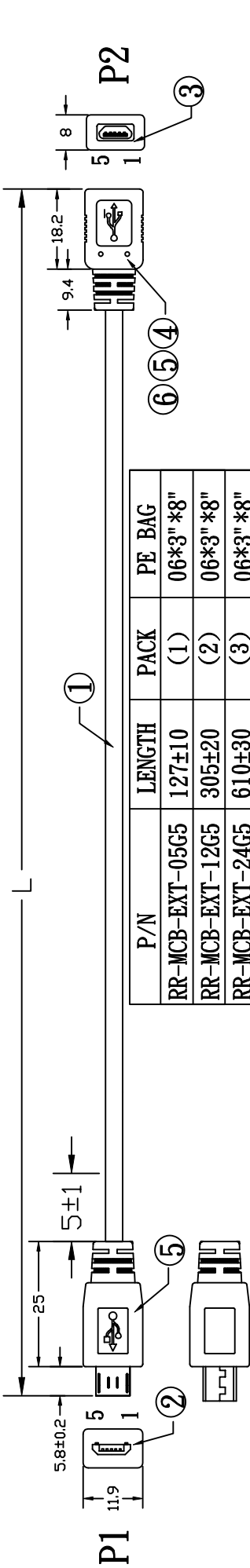
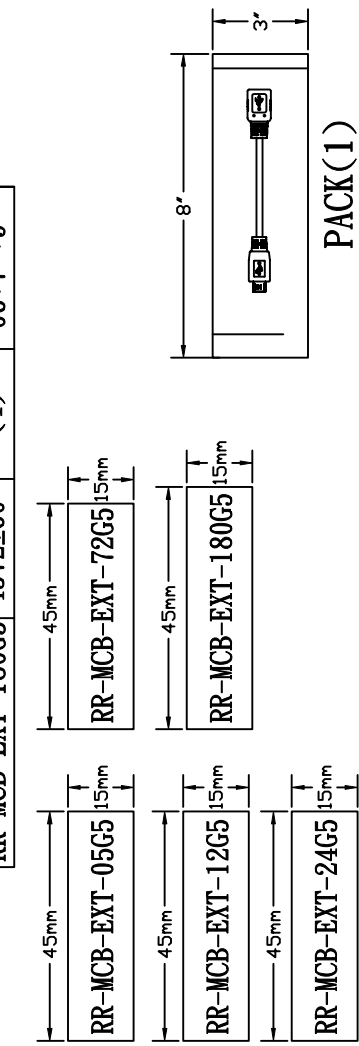
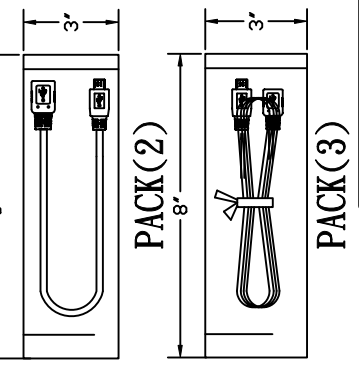


CHANGE VERSION	REMARKS	C	12/12/06	REMOVE STICKER, CHANGE CABLE, ADD P/N
A	09/06/03 REL	D		
B	11/10/07 CHANGE CABLE	E		



P/N	LENGTH	PACK	PE BAG
RR-MCB-EXT-05G5	127±10	(1)	06*3" *8"
RR-MCB-EXT-12G5	305±20	(2)	06*3" *8"
RR-MCB-EXT-24G5	610±30	(3)	06*3" *8"
RR-MCB-EXT-72G5	1830±50	(3)	06*3" *8"
RR-MCB-EXT-180G5	4572±60	(4)	06*7" *9"



**PIN OUT :**

P2

P1 1 ——— 1 RD

2 ——— 2 WH

3 ——— 3 GN

4 ——— 4 BK

5 ——— 5 YL

S ——— S BRAID

**MATERIAL LIST :**

NO.	P/NAME	DESCRIPTION	Q' TY
1	WIRE	UL2725 28AWG(7/0.12 TC)*1P+24AWG(7/0.20 TC)*8C+AL+1(TC)+ B(16*4/0.10 TC) OD:5.0±0.15 BLACK (B792) (COPARTNER)	1
2	PLUG	MICRO USB"B" TYPE 5P MALE GOLD PLATED SHORT TYPE	1
3	PLUG	MICRO USB"B" TYPE 5P FEMALE GOLD PLATED	1
4	PVC	LD PE	1.5g
5	PVC	45P BLACK (B792)PVC	12g
6	PCB	PCB FOR MICRO USB FEMALE	1
7	PACKAGE	1PCE/PE BAG + P/N STICKER	1

MOLD TOOL NO.		SCALE		UNIT	REV
MICRO USB MALE A110-591-001		[Symbol]		MM	C
MICRO USB FEMALE A110-592-001 B120-278-001		[Symbol]			
HOOD G160-038-001		CUSTOMER			
DATE		CUSTOMER P/N			
12/12/06					

DRAWN BY	MARCOS
CHECKED BY	
CONFIRMED BY	
CHECKED BY	
APPROVED BY	

www.USBFireWire.com

**ROHS**