

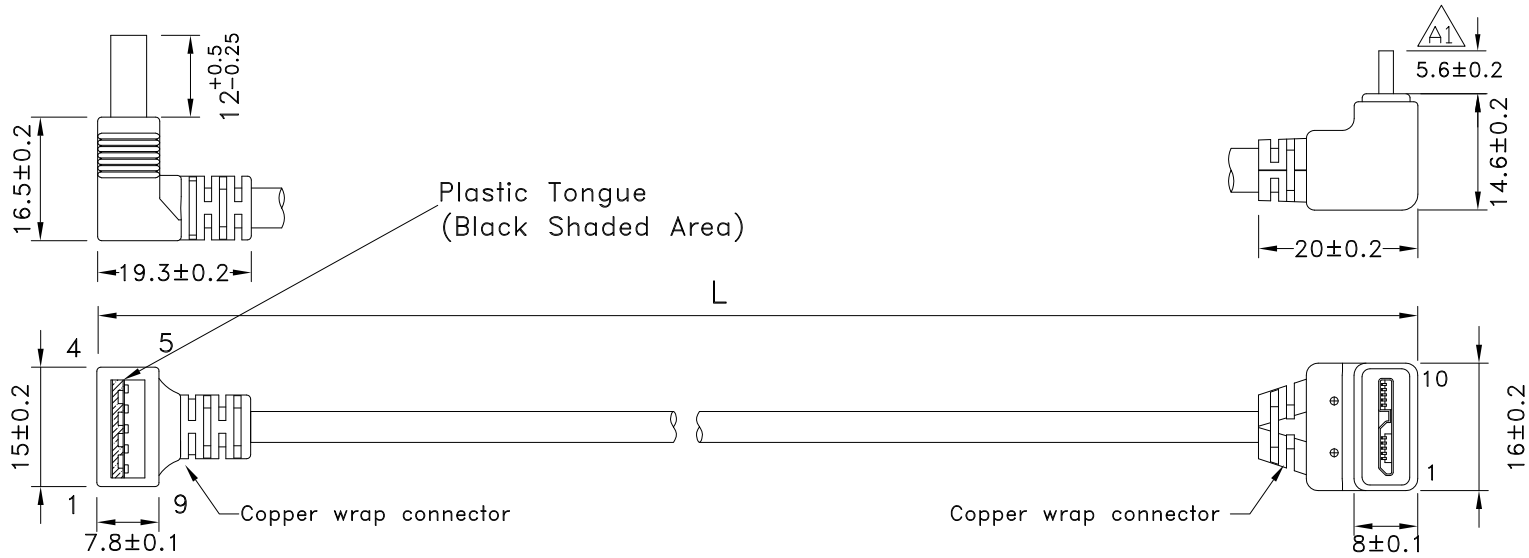
1

2

3

4

REV	ECN#	DESCRIPTION OF REVISION	DRAW BY DATE	CHECK BY DATE	APPROVE BY DATE
A1	ECN-180919	Modify Drawing	Lucas 10/03/18	Lucas 10/03/18	Ray 10/03/18



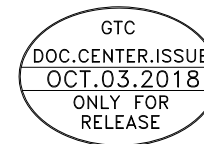
USB A MALE
RIGHT ANGLE UP
MOLDED BLACK

PIN OUT

USB A M	Color	Micro-USB B M
1	RED	1
2	WHITE	2
3	GREEN	3
4	BLACK	5
5	BLUE	6
6	YELLOW	7
7	DRAIN	8
8	PURPLE	9
9	ORANGE	10
SHEEL	BRAID	SHEEL

Micro USB B M
RIGHT ANGLE DOWN
MOLDED BLACK

P/N	LENGTH
RR-AUMD-06GR	153 ⁺²⁰ ₋₀
RR-AUMD-10GR	255 ⁺³⁰ ₋₀
RR-AUMD-20GR	508 ⁺³⁰ ₋₀
RR-AUMD-40GR	1016 ⁺⁴⁰ ₋₀
RR-AUMD-78GR	1980 ⁺⁶⁰ ₋₀



TITLE USB3.0 AM RIGHT ANGLE UP TO Micro-BM RIGHT ANGLE DOWN					DRAWING NUMBER RR-AUMD-XXGR			REV. A1	
THIRD ANGLE PROJECTION	SIZE	SCALE	DRAW / DATE	CHECK / DATE	APPROVE / DATE	TOLERANCES		UNIT	SHEET
	B	1:1	Lucas 05/05/14	Ray 05/05/14	Ray 05/05/14	X.X ± 0.5 X.XX ± 0.2	X.XXX ± 0.05 ANGLES ± 1°	mm	1/3

THE INFORMATION CONTAINED HEREIN IS PROPRIETARY AND CONFIDENTIAL TO RR BUSINESS VENTURES, LLC. THE POSSESSOR AGREES TO THE FOLLOWING

1. MAINTAIN THIS DOCUMENT IN CONFIDENCE
2. NOT TO REPRODUCE OR COPY IT
3. NOT TO REVEAL OR PUBLISH IT IN WHOLE OR PART

1

2

3

4

1

2

3

4

REV	ECN#	DESCRIPTION OF REVISION	DRAW BY DATE	CHECK BY DATE	APPROVE BY DATE
A1	ECN-180919	Modify Drawing	Lucas 10/03/18	Lucas 10/03/18	Ray 10/03/18

***CONSTRUCTION:

1.CABLE: * UL2725 (1PR/28#+EAM)*2+(1PR/28#+A)+2C/24#+AB85%
OD:5.5mm BLACKE JACKET (REV:3.0)

***CONNECTOR:

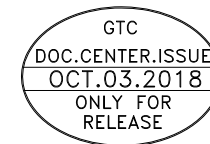
2.USB A/M: * USB A "3.0" TYPE 9PIN MALE SOLDER TYPE.(SWEETRAY P/N:CHUSB3AM03B)
* PINS: 30u GOLD PLATED OVER NICKEL.
* SHELL: STEEL WITH GOLD FLASH .
* INSULATOR: BLUE COLOR P.B.T UL 94V-0 RATED.
* MOLDED BLACK PVC 45P.

3.Micro-USB B/M: * MICRO-USB B "3.0" TYPE 10PIN MALE SOLDER TYPE.(SWEETRAY P/N:CHMICROUSB3BM01E)
* PINS: 30u GOLD PLATED OVER NICKEL.
* SHELL: STEEL WITH GOLD FLASH .
* INSULATOR: BLACK COLOR P.B.T UL 94V-0 RATED.
* MOLDED BLACK PVC 45P.

4.TEST: * CT: 2 ohm IS: 5M ohm.

5.PACKING: * PACK EACH CABLE IN A POLY BAG AND 25PCS IN A POLY BAG.

6.MATERIAL: * MATERIAL WITH RoHS GRADE.



TITLE USB3.0 AM RIGHT ANGLE UP TO Micro-BM RIGHT ANGLE DOWN						DRAWING NUMBER RR-AUMD-XXGR			REV. A1
--	--	--	--	--	--	--------------------------------	--	--	------------

	B	1:1	Lucas 05/05/14	Ray 05/05/14	Ray 05/05/14	X.X ± 0.5 X.XX ± 0.2	X.XXX ± 0.05 ANGLES ± 1°	mm	2/3
THIRD ANGLE PROJECTION	SIZE	SCALE	DRAW / DATE	CHECK / DATE	APPROVE / DATE	TOLERANCES		UNIT	SHEET

THE INFORMATION CONTAINED HEREIN IS PROPRIETARY AND CONFIDENTIAL TO RR BUSINESS VENTURES, LLC. THE POSSESSOR AGREES TO THE FOLLOWING
1. MAINTAIN THIS DOCUMENT IN CONFIDENCE
2. NOT TO REPRODUCE OR COPY IT
3. NOT TO REVEAL OR PUBLISH IT IN WHOLE OR PART

1

2

3

4

D

C

B

A

D

C

B

A

1

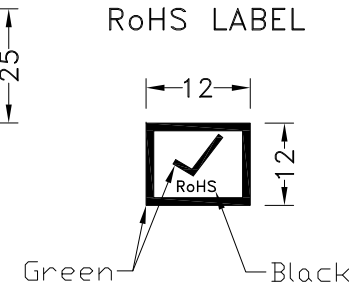
2

3

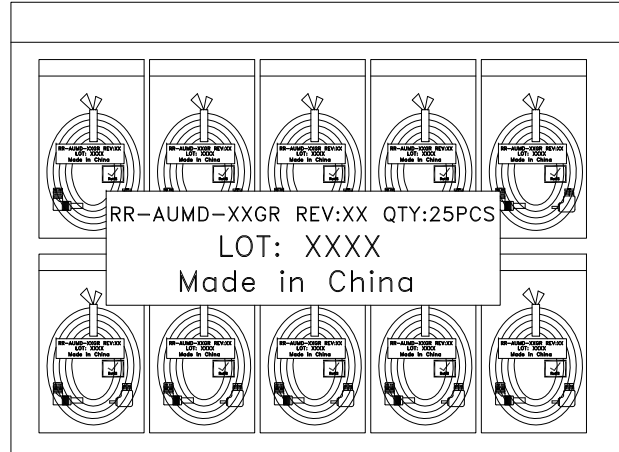
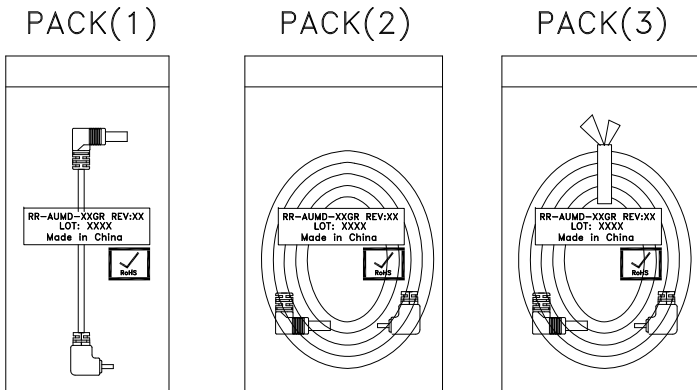
4

REV	ECN#	DESCRIPTION OF REVISION	DRAW BY DATE	CHECK BY DATE	APPROVE BY DATE
A1	ECN-180919	Modify Drawing	Lucas 10/03/18	Lucas 10/03/18	Ray 10/03/18

P/N	LENGTH(mm)	PE BAG(inch)	PACKAGE
RR-AUMD-06GR	153 ⁺²⁰ ₋₀	5.5*10	(1)
RR-AUMD-10GR	255 ⁺³⁰ ₋₀	5.5*10	(2)
RR-AUMD-20GR	508 ⁺³⁰ ₋₀	5.5*10	(2)
RR-AUMD-40GR	1016 ⁺⁴⁰ ₋₀	5.5*10	(2)
RR-AUMD-78GR	1980 ⁺⁶⁰ ₋₀	5.5*10	(3)



NOTES:PACK EACH CABLE IN A POLY BAG AND 25PCS IN A POLY BAG.



GTC
DOC.CENTER.ISSUE
OCT.03.2018
ONLY FOR
RELEASE

TITLE USB3.0 AM RIGHT ANGLE UP TO Micro-BM RIGHT ANGLE DOWN						DRAWING NUMBER RR-AUMD-XXGR			REV. A1	
THIRD ANGLE PROJECTION	SIZE	SCALE	DRAW / DATE	CHECK / DATE	APPROVE / DATE	TOLERANCES		UNIT	SHEET	
	B	1:1	Lucas 05/05/14	Ray 05/05/14	Ray 05/05/14	X.X ± 0.5 X.XX ± 0.2	X.XXX ± 0.05 ANGLES ± 1°	mm	3/3	

THE INFORMATION CONTAINED HEREIN IS PROPRIETARY AND CONFIDENTIAL TO RR BUSINESS VENTURES, LLC. THE POSSESSOR AGREES TO THE FOLLOWING

1. MAINTAIN THIS DOCUMENT IN CONFIDENCE
2. NOT TO REPRODUCE OR COPY IT
3. NOT TO REVEAL OR PUBLISH IT IN WHOLE OR PART

1

2

3

4